


# Grosse Pointe North

## SENIOR PARENT NIGHT

🎓  
Class of 2023

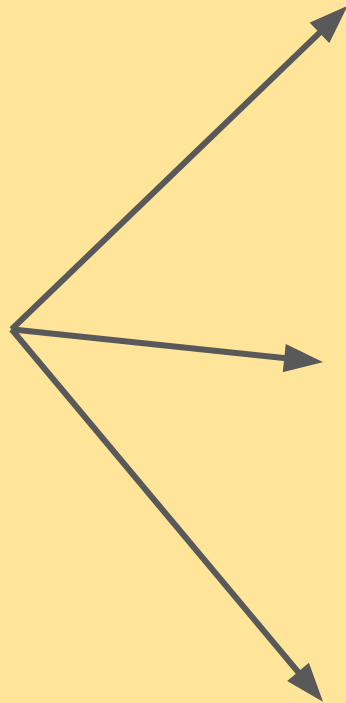



		9th Grade	10th Grade	11th Grade	12th Grade
 <b>Mrs. Davenport</b>	<b>Schedule a meeting:</b> <a href="https://calendly.com/davenpj/counseling-30-minutes">https://calendly.com/davenpj/counseling-30-minutes</a>  <b>Email:</b> <a href="mailto:davenpj@gpschools.org">davenpj@gpschools.org</a>  <b>Call:</b> 313-432-3225	A-F	A-C	A-Ci	A-C
 <b>Mrs. Sherman</b> <i>Department Chair</i>	<b>Schedule a meeting:</b> <a href="https://calendly.com/shermajappointments/30min">https://calendly.com/shermajappointments/30min</a>  <b>Email:</b> <a href="mailto:shermaj@gpschools.org">shermaj@gpschools.org</a>  <b>Call:</b> 313-432-3223	G-I	D-He	Cl-Ha	D-H
 <b>Mrs. Turner</b>	<b>Schedule a meeting:</b> <b>Email:</b> <a href="mailto:turnerj@gpschools.org">turnerj@gpschools.org</a>  <b>Call:</b> 313-432-3226	J-Ma	Hi-Me	He-Ma	I-M
 <b>Mr. White</b>	<b>Schedule a meeting:</b> <a href="https://calendly.com/whiteb/30min">https://calendly.com/whiteb/30min</a>  <b>Email:</b> <a href="mailto:whiteb@gpschools.org">whiteb@gpschools.org</a>  <b>Call:</b> 313-432-3222	Mi-R	Mi-Sa	Mc-Sa	N-Sh
 <b>Mrs. Deptula</b>	<b>Schedule a meeting:</b> <a href="https://calendly.com/mrsdeptula/30min">https://calendly.com/mrsdeptula/30min</a>  <b>Email:</b> <a href="mailto:deptulk@gpschools.org">deptulk@gpschools.org</a>  <b>Call:</b> 313-432-3221	S-Z	Sc-Z	Sc-Z	Si-Z

# Meet North's Counseling Team



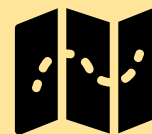
# Counselor Core Instruction



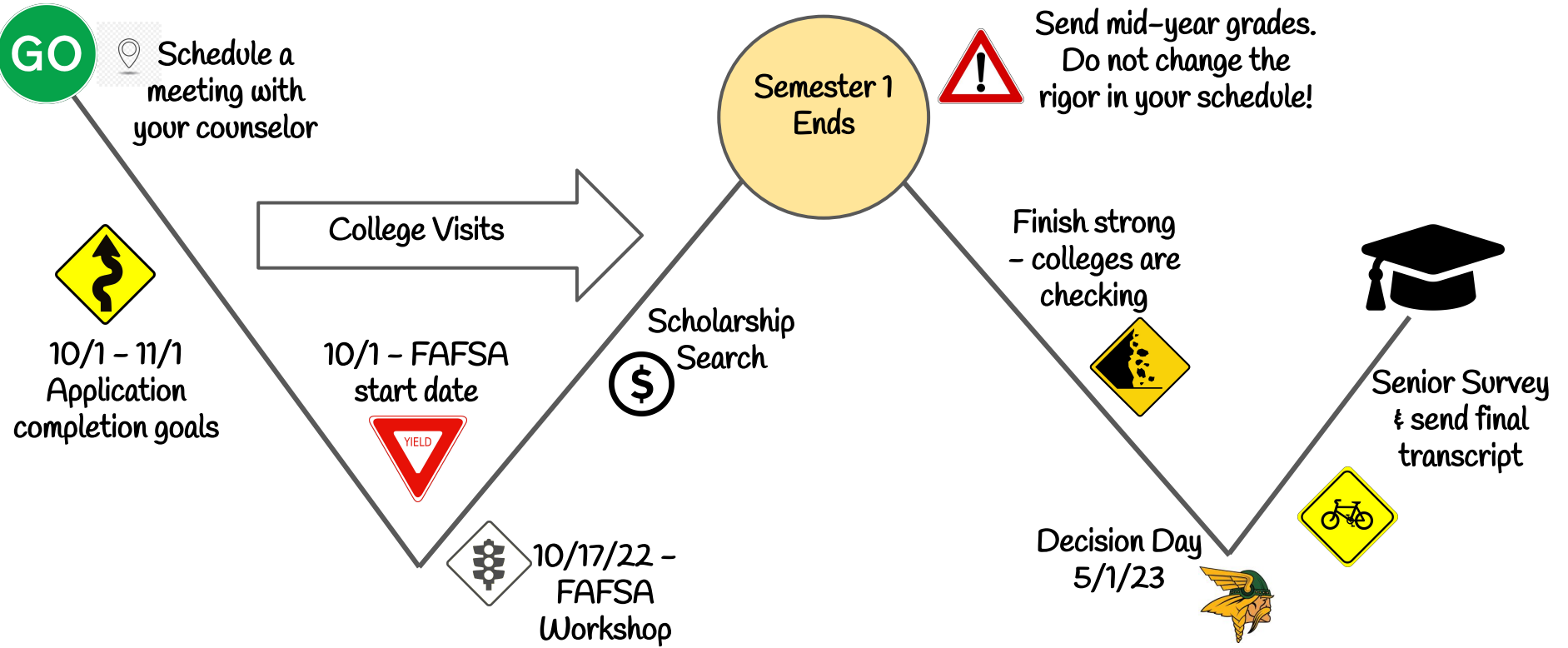
  
Academic  
Success

  
Social-Emotional  
Support

Post-Secondary  
Planning/Career  
Development



# Road to Decision Day '23





# How to Apply

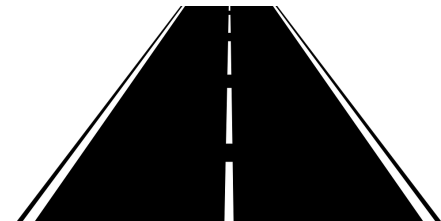
## Step 1 – Choose your app

### University Application

- College Website
- Usually shorter application
- No extras
- When do I use?
- App fee required

### Common Application

- [www.commonapp.org](http://www.commonapp.org)
- One longer app
- When do I use CA?
- Extra step in Naviance
- App fee required
- See this [video](#) for how to






# How to Apply


## Step 2: Naviance



### Request Transcripts w/ University Applications

- Login [Naviance](#)
- Colleges Applying to
- Click the
- Add colleges to list 
- Must choose app type  
(Institution or Common App)
- This [video](#) walks through it  
step by step!

### Matching w/ CA and requesting transcripts

- Create CA account
- Add colleges to list
- Sign CA FERPA
- Login [Naviance](#) and go to  
"Colleges I'm Applying To"
- Click 
- This [video](#) shows signing FERPA  
and matching CA w/ Naviance
- Then [request your transcript](#).



# How to Apply

## Step 3: Send Test Scores



- SAT use [www.collegeboard.org](http://www.collegeboard.org)
- ACT use [www.act.org](http://www.act.org)
- Test optional
- Students must send their ACT or SAT test scores directly to the colleges from the testing company.



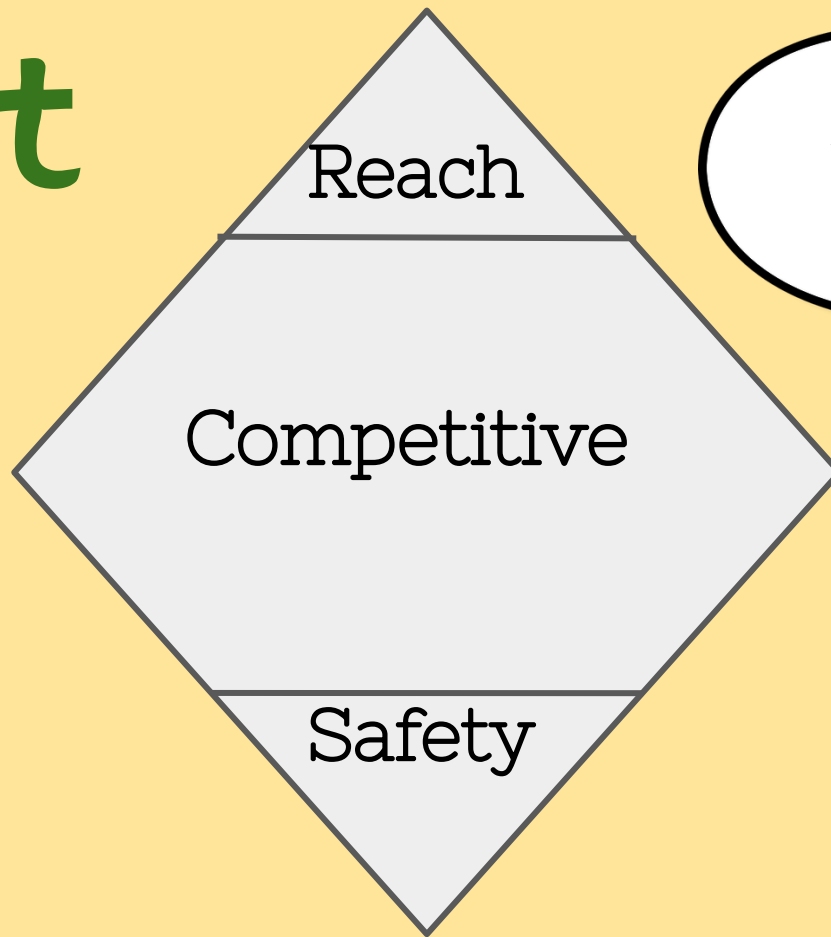
# How to Apply Letters of Recommendation (LOR)

- Students must complete junior survey (how to VIDEO)
- Only ask for what you NEED. Many do not require a letter. One is more common - max two only if required!
- Ask the teacher and make sure they say YES!
- Send a thank you!
- Students do not need to ask for counselor rec. Parent input for counselor recommendations is welcome. Reach out to your counselor!

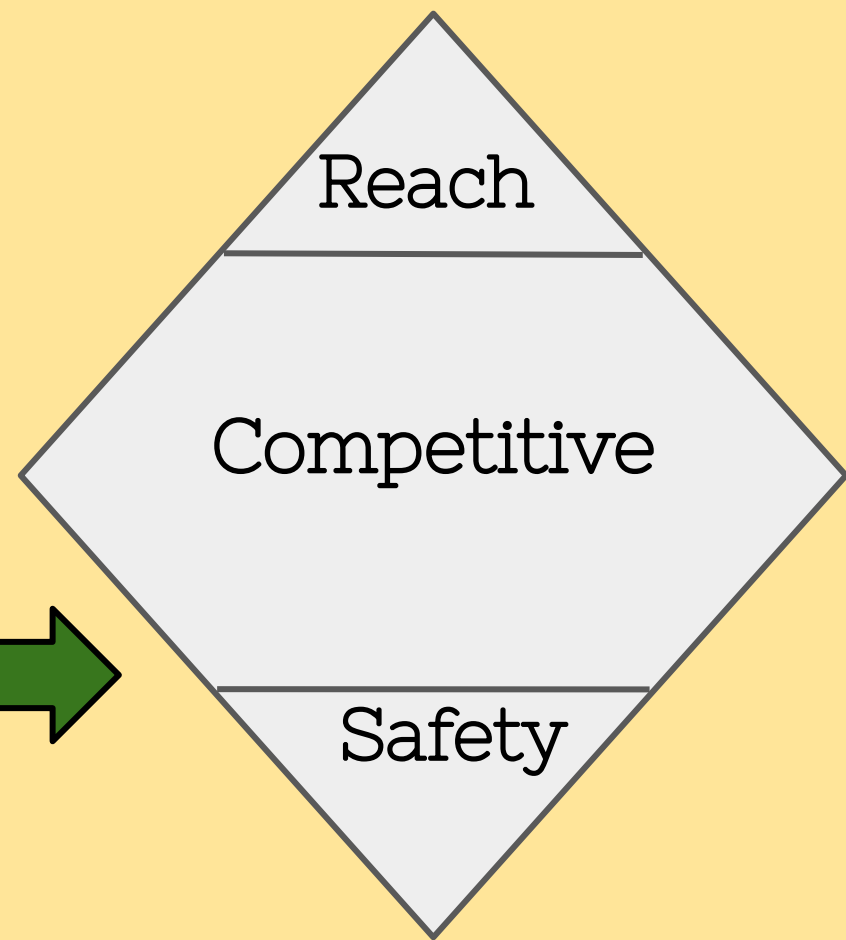
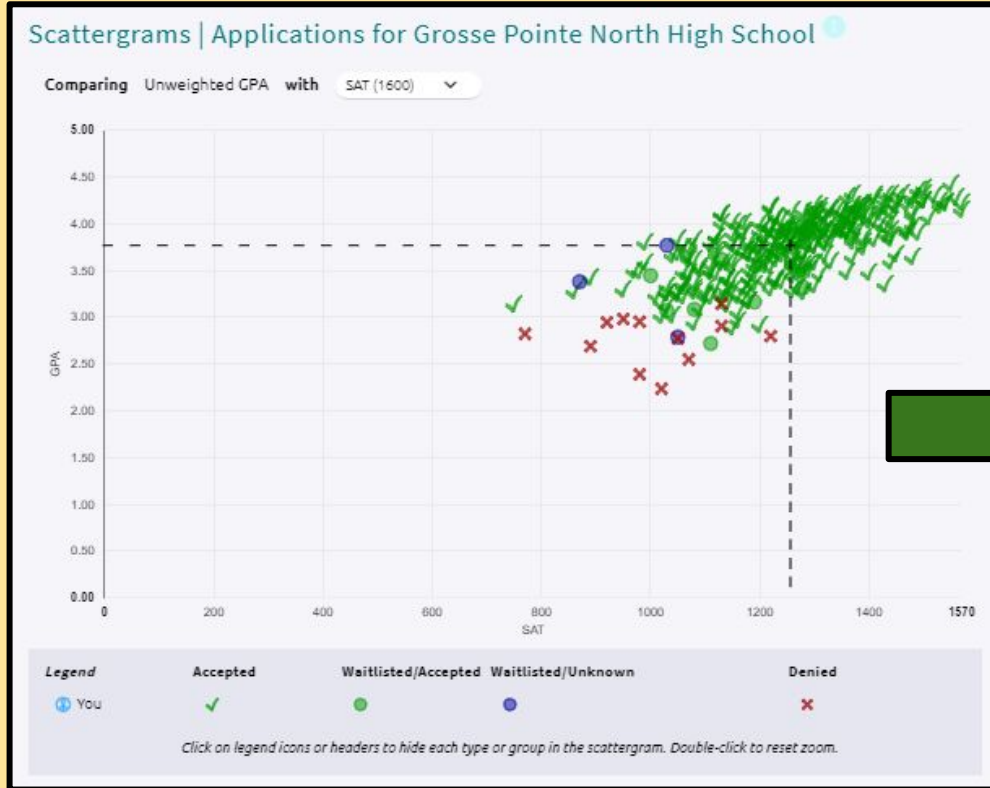


# Your List

- Balance
- 4-8 Colleges
- 1-2 Reach
- 1-2 Safety
- 2-4 Competitive
- Desire to attend
- Individual Decision



# Your List



# Financial Aid

- ❑ Merit v. Need Based
- ❑ "Funding Education Beyond High School" presentation  
click [HERE](#)
- ❑ Types of Aid at a glance [HERE](#)
- ❑ [FAFSA](#) - can start and submit on October 1st 2021
- ❑ FAFSA Workshop - October 17th (more to come)
- ❑ FAFSA/FSA ID Worksheet click [HERE](#)
- ❑ Scholarship search - [HERE](#)



# Class of 2023



TOGETHER

